

English



ALPHABET

Written by: Nitanjli Bedi





a

A for
APPLE



AEROPLANE



ALLIGATOR

Toddler's Drill

Speak more words that begin with letter 'A'. Let them pronounce the words repeatedly so as to understand the sound of 'A' or 'a'. Tell them about the objects in pictures.



ANT

B

b

B for
BOY

Toddler's Drill

Place some 'B' paper shapes and pictures of objects that begin with 'B' (like ball, banana, butterfly, etc.) on the floor. Ask the children to bounce from one picture to another. As they bounce, ask them: "Can you match the letter 'B' with an object that starts with the sound 'B'?"



BAG



BIRD



BALL



C

C for
CAT



CAP



CAKE

Toddler's Drill

Let the children play who will bell the cat. One child will wear a mask of a cat and others of mice. The cat will sit at a distance and the mice will discuss the problem. As they are busy, the cat comes and all the mice try to hide in corners.



CARROT

D

d

D for
DOG

Toddler's Drill

Show the pictures of animals that begin with letter 'D' such as: dog, drum, doll, dolphin etc. Ask them their names.



DUCK



DIAMOND



DOLL

E e

E for
ELEPHANT

Toddler's Drill

Make children write 'E' on the ground of the playfield with the help of small sticks. Relate names of birds, animals or things beginning with letter 'E' such as ear, eagle, engine, envelope, etc.



ENGINE



EGG



EAGLE

F

f

F for
FISH

Toddler's Drill

Place paper fish with 'F' objects (frog, fan, flower) in a pond on the floor. Ask children to "Swim" like fish and pick up a fish with an 'F' word. Then, ask them: "What 'F' word did you find?" Let them say the word aloud while emphasizing the 'F' sound.



FLOWER



FROG



FAN

G g

G for
GIRL

Toddler's Drill

Ask one child to wear a grey gorilla mask on his face. Let him enact and behave like a gorilla. All the children will take their turns. The best performer shall be awarded.



GRAPES



GOAT



GUAVA

H h

H for
HEN

Toddler's Drill

Put some 'H' paper shapes and some pictures of 'H' beginning objects on the floor. Let children hop from one picture to another. Ask them to put together one letter and one picture.



HOUSE



HONEY



HAT

I

i

I for ICE-CREAM

Toddler's Drill

When a person talks about himself, he uses the word 'I'. Put your hand on your chest and say 'I' so that children understand what 'I' means.



I GLOO



I RON



I NK-POT

J j

J for
JOKER

Toddler's Drill

Talk to the children about jam, jar, juice and ask what they like the most. Have they ever worn a jacket or travelled by a jeep? Help them to recall their memories.



JUICE



JELLY



JAM

K **k**

K for
KITE



Toddler's Drill

Take children outside in the field and fly a kite. Let them have turn and ask them how they feel. Do they have to pull hard when the wind blows hard. Tell them the reason.



KETTLE



KANGAROO



KIWI

L

L for
LION

Toddler's Drill

Prepare lion mask in the class, ask students to roar and mimic like a lion. Tell them that lion is the king of the jungle. Ask students to name some other words that start with letter 'L'.



LAMP



LADY BUG



LOG

M m

M for
MONKEY

Toddler's Drill

Speak some more words that begin with 'M' such as milk, mug, monkey, mouse, mango, etc. Let the children practice correct pronunciation and learn more new words.



MILK



MUSHROOM



MOUSE

N n

N for
NEST



Toddler's Drill

Explain to the children about the difference between nuts and dry fruits. Nuts are seeds of plants. Ask them if they have ever seen a nightingale. Tell them that it is a sweet singing small bird.



NET



NOTEBOOK



NUT

O O

O for
OWL



Toddler's Drill

Speak about the pictures shown. Tell them how an ox pulls a cart and a plough. Why owls come out only at night? How onions are used in foods and vegetables?



ONION



OX



ORANGE

P **p**

P for
PARROT

Toddler's Drill

Call all the children whose names start with letter 'P'. Those children will have to speak one word with letter 'P'. The remaining children will repeat after them.



PINEAPPLE



PENGUIN



PIGEON

Q

q

Q for
QUEEN

Toddler's Drill

Let one child pretend to be 'Q' who will walk around looking at other students in the class and choose one who is the 'quietest'. The child chosen becomes 'Q'. Let all children repeat the process. The last left will cry like a 'quail'.



QUESTION MARK



QUILT



QUAIL

R

r

R for
RABBIT

Toddler's Drill

Ask the children to make a big 'R' on the drawing sheet and let them use crayons of their choice to colour it. Make them speak more words that begin with letter 'R'.



ROSE



RING



ROCKET

S s

S for
SHIP

Toddler's Drill

Make a large 'S' on the floor with tape. Ask the children to take off their shoes first and then ask them to pretend to be swan on the letter 'S' as slowly as swan. You may reward the best performer with sweets.



SWAN



STRAWBERRY



SHEEP

T **t**

T for
TIGER



Toddler's Drill

Put some questions so that children will understand the difference between telephone and cell phone. Also, tell them tiger is our national animal.



TOMATO



TELEPHONE



TORTOISE

U u

U for
UNIFORM



Toddler's Drill

Explain while putting utensils at different places. Put one up then down, under your table and then above the table. Explain which is upper and which is lower.



URN



UTENSILS



UMBRELLA

V

v

Toddler's Drill

Name one child 'onion', another 'tomato', 'potato', 'spinach', 'chilli', 'carrot', 'radish', 'brinjal', 'pumpkin' and so on. Draw a large basket on the floor and ask all of them to sit on the basket in a jumbled manner. This is a vegetable basket.

V for
VAN



VASE



VEGETABLES



VULTURE



W

W for
WATERMELON

Toddler's Drill

Let the children act like wasps. Make them sit in a group like a wasp colony. Ask one child to throw a paper ball on it. The wasps will fly and sting the child. The child will pretend to feel pain and cry.



WATCH



WHEEL



WOOL



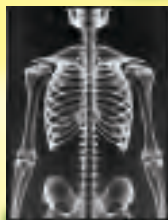
X for
X-MAS TREE

Toddler's Drill

Give some pieces of ribbon of different colours to all the children and ask them to make letter 'X' with them on the floor in a straight line. Each child will jog on the 'X' but not undo the shape. Reward the best performer.



XEROX



X-RAY



XYLOPHONE

Y y

Y for
YAK



YACHT

Toddler's Drill

Practice simple yoga poses like "Flying Bird" and "Frog Pose." Ask the children, "How does focus help in yoga and life?" Discuss how focus (an 'F' word) helps in staying calm and completing tasks.



YARN



YOGA

Z z

Z for
ZEBRA



Toddler's Drill

Draw a long zigzag way on the floor. Ask children to walk on that way one after the other making a queue. Teach them the correct pronunciation of the word zigzag.



ZIP



ZERO



ZIG ZAG

Read aloud as given in the example.

Capital Alphabet

A is for APPLE

A



B



C



D



E



F



G



H



I



J



K



L



M



N



O



P



Q



R



S



T



U



V



W



X



Y



Z



Write the Missing Letters:

Capital Letters

A		C		E	
	H		J		L
M		O		Q	
	T		V		X
		Y			

Small Letters

	b		d		f
g		i		k	
	n		p		r
s		u		w	
			z		

THREE MORE WORDS

A

a



ARM



ABACUS



AEROPLANE

B

b



BANANA



BALLOON



BELL

C

c



CAR



CANDLE



CAMERA

D

d



DOLPHIN



DEER




DRUM

E

e



EARTH



ERASER



EMU

F

f



FOX



FLOWER



FROCK

G

g



GIFT



GINGER



GIRAFFE

H

h



HELICOPTER



HAMMER



HORSE

I

i



INCH-TAPE



ICE CUBE



INSECT

J

j



JACKET



JEANS



JUG

K

k



KNIFE



KING



KEY

L

l



LEAF



LOG



LITCHI

M

m



MAT



MONKEY



MOON

N

n



NIB



NOODLE



NURSE

O

o



OCTOPUS



OX



OIL

P

p



POT









PEAR






PENGUIN

<p>Q</p> <p>q</p>	 <p>QUESTION MARK</p>	 <p>QUILT</p>	 <p>QUARTER</p>
-------------------	---	--	---

<p>R</p> <p>r</p>	 <p>ROBOT</p>	 <p>ROPE</p>	 <p>RAINCOAT</p>
-------------------	---	---	--




<p>S</p> <p>s</p>	 <p>SQUIRREL</p>	 <p>STAR</p>	 <p>SHOES</p>
-------------------	--	---	---




<p>T</p> <p>t</p>	 <p>TORTOISE</p>	 <p>TEDDY BEAR</p>	 <p>TRAIN</p>
-------------------	--	---	---

<p>U</p> <p>u</p>	 <p>UNICORN</p>	 <p>UMPIRE</p>	 <p>UNIVERSE</p>
-------------------	---	---	--

<p>V</p> <p>v</p>	 <p>VIOLIN</p>	 <p>VEST</p>	 <p>VOLLEY BALL</p>
-------------------	--	---	---

<p>W</p> <p>w</p>	 <p>WELL</p>	 <p>WALL</p>	 <p>WHISTLE</p>
-------------------	--	---	---

<p>X</p> <p>x</p>	 <p>X-RAY</p>	 <p>XYLOPHONE</p>	 <p>XIMENIA</p>
-------------------	---	--	---

<p>Y</p> <p>y</p>	 <p>YOUTUBE</p>	 <p>YO-YO</p>	 <p>YAM</p>
-------------------	--	---	--

<p>Z</p> <p>z</p>	 <p>ZOO</p>	 <p>ZEBRA CROSSING</p>	 <p>ZINNIA</p>
-------------------	--	--	---

Revise again and learn A to Z.

Capital Letters

A	B	C	D	E	F
G	H	I	J	K	L
M	N	O	P	Q	R
S	T	U	V	W	X
		Y	Z		

1

VEGETABLES



PUMPKIN



LEMON



BRINJAL



CARROT



POTATO



TOMATO

Name any five vegetables.

2

FRUITS



APPLE



PAPAYA



ORANGE



MANGO



GRAPES



BANANA

Name any five fruits.

3

BIRDS



HEN



COCK



PARROT



PIGEON



OWL



CROW

Name any five birds.

4

ANIMALS



CAT



HORSE



LION



ELEPHANT



DOG



MONKEY

Name any five animals.


5 *Classroom Articles*




BLACK BOARD



DUSTBIN



CHALK



RUBBER



PENCIL



CHAIR

Name any five classroom articles.

6 *Colours*



YELLOW



RED



GREEN



BLUE




WHITE




BLACK

Name any five colours.

7 PARTS OF THE BODY



8 PARTS OF THE FACE



Name any ten body parts.